

Blindsexpress Brand

Vertical Blind Measuring & Ordering Instructions

Selecting the Type of Mounting:

Determine whether the blind is going to be installed inside the window frame (IB) or outside the window frame (OB).

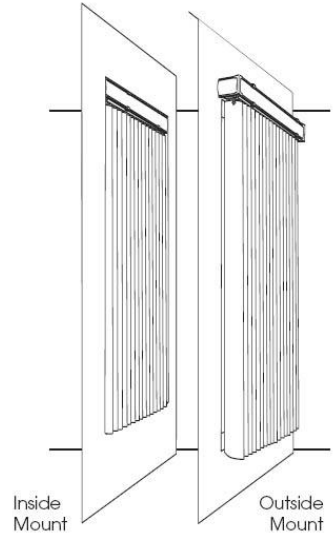


Measuring the Width and the Length for Inside Mount (IB):

For the width, measure across the top, middle, and bottom of the window opening. Record the narrowest dimension, measure to the nearest 1/8".

For the length, measure the up and down dimension on the left, center, and right. Record the shortest length measurement, measuring to the nearest 1/8".

Do not make any width or length deductions. The factory will make any appropriate deductions.



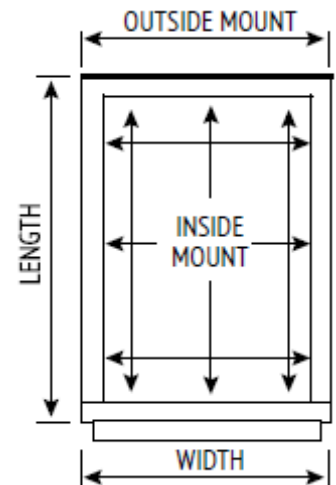
Measuring the Width and the Length for Outside Mount (OB):

Measure the area that the blind is to cover. For vertical blinds it is recommended to overlap the window opening by at least 3" on each side for a total of 6". To allow for enough space for the mounting brackets, it is also suggested that a vertical blind be installed at least 3" above the window opening.

Note: When outside mount blinds are specified, no factory deductions are taken from the overall size indicated. However, a factory deduction will be taken to allow for the headrail and carrier length as well as for the valance if applicable. If exact size vane length is required, **EXACT SIZE** and **NET** vane length must be indicated at the time of order to prevent any additional deductions.

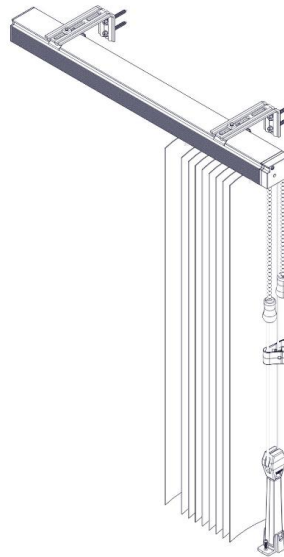
Confirming Measurements:

The most common error in ordering blinds is reversing the width and the length measurements. Always confirm that the width is the measurement that goes across from left to right and that the length is the measurement that goes from top to bottom. List the width measurement first (W x L).



Blindsexpress Brand Vertical Blinds

Wand Control (M-2700 Headrail) standard, Cord and Chain (M-2500 Headrail) optional



Featuring new safety pulley

Notes:

Standard wand length is 36" unless otherwise specified. Available sizes: 48", 60" or 72" for an additional surcharge.

Blindsexpress Brand

Vertical Blind Collections

Collection	Color	Color Code	Material
Aruba	Ivory	ARB 040	PVC
Aruba	White	ARB 100	PVC
Aspiration	Silver	ASPI 037	PVC
Belize	Brownstone	BELIZ 1007	PVC
Belize	Rocky Beach	BELIZ 1005	PVC
Belize	Warm Sand	BELIZ 1006	PVC
BQ	Buttermilk	BQ 120	PVC
BQ	Ivory	BQ 040	PVC
BQ	Light Beige	BQ 130	PVC
BQ	Light Blue	BQ 420	PVC
BQ	Light Grey	BQ 228	PVC
BQ	Off White	BQ 134	PVC
BQ	Silk White	BQ 110	PVC
BQ	Snow White	BQ 100	PVC
BQ	Tan	BQ 307	PVC
Breezy	Cream	P0014	Fabric
Breezy	Grey	P0274	Fabric
Breezy	White	P0001	Fabric
Cay	Antique Silver	P3895	PVC
Cay	Oatmeal	P3890	PVC
Cay	Pecan	P3892	PVC
Compose	Baguette	P6881	PVC
Compose	Grey Haze	P6875	PVC
Compose	Ice Crystals	P6874	PVC
Costa Rica	Dunes	P3173	PVC
Costa Rica	Seashell	P3171	PVC
Costa Rica	White Sand	P3170	PVC
Cozumel	Buff	COZML 1001	PVC
Cozumel	Deep Taupe	COZML 1004	PVC
Dijon	Brown Sugar	DIJON 5032	Fabric
Dijon	Real Navy	DIJON 5023	Fabric
Dijon	Soft Beige	DIJON 5026	Fabric
Elementary	Beige	P0011	Fabric
Elementary	Blue	P0113	Fabric
Elementary	Burgundy	P0653	Fabric
Elementary	Cream	P0025	Fabric
Elementary	Dark Grey	P0749	Fabric
Elementary	Green	P0368	Fabric
Elementary	Ivory	P0010	Fabric
Elementary	Light Grey	P0024	Fabric
Elementary	Vanilla	P0069	Fabric
Elementary	White	P0026	Fabric

Collection	Color	Color Code	Material
Fauxwood	Bright White	FAUXV 105	PVC
Fauxwood	Cherry	FAUXV 175	PVC
Fauxwood	Maple	FAUXV 165	PVC
Fauxwood	Natural	FAUXV 155	PVC
Fauxwood	Oyster White	FAUXV 135	PVC
Fauxwood	Pearl White	FAUXV 125	PVC
Fauxwood	Snow White	FAUXV 115	PVC
Hilo	Cream	HILO 5008	PVC
Hilo	Crystal	HILO 5007	PVC
Hilo	Raven	HILO 5010	PVC
Hilo	Sapphire	HILO 5006	PVC
London	Charcoal	LONDON1444	Fabric
London	Gray	LONDON1411	Fabric
London	Ivory	LONDON1407	Fabric
London	Light Gray	LONDON1436	Fabric
London	Vanilla	LONDON1402	Fabric
London	Walnut	LONDON1471	Fabric
London	White	LONDON1401	Fabric
Mammoth	Parchment	MMTH 139	PVC
Mammoth	Powder	MMTH 631	PVC
Mammoth	Winter Blue	MMTH 642	PVC
Mammoth S Shape	Winter Blue	P1262	PVC S Shape
Mammoth S Shape	Parchment	P1260	PVC S Shape
Mammoth S Shape	Powder	P1261	PVC S Shape
Manhattan	Beige	MNH 003	PVC
Manhattan	Buttermilk	MNH 002	PVC
Manhattan	Sand	MNH 004	PVC
Manhattan	White	MNH 001	PVC
Pagoda	Beige	P0176	PVC
Pagoda	Dusk Grey	P0179	PVC
Pagoda	Shadow Grey	P0178	PVC
Pagoda	White	P0177	PVC
Perforated	Grey	PRFR 228	PVC
Perforated	Ivory	PRFR 040	PVC
Perforated	Off White	PRFR 134	PVC
Perforated	White	PRFR 100	PVC
Realgrain	Realgrain Bamboo	FAUXV 9250	PVC
Realgrain	Realgrain Chestnut	FAUXV 9256	PVC
Realgrain	Realgrain Cinnamon	FAUXV 9259	PVC
Realgrain	Realgrain Lead	FAUXV 9180	PVC
Realgrain	Realgrain Mahogany	FAUXV 9257	PVC
Realgrain	Realgrain Maple	FAUXV 9252	PVC
Realgrain	Realgrain Natural	FAUXV 9251	PVC
Realgrain	Realgrain Oak	FAUXV 9254	PVC
Realgrain	Realgrain Pecan	FAUXV 9253	PVC
Realgrain	Realgrain Walnut	FAUXV 9258	PVC
Recital	Beige	P3970	PVC
Recital	Black	P3974	PVC
Recital	Grey	P3090	PVC
Recital	White	P3973	PVC

Blindsexpress Brand Vertical Blinds

Vertical Blind Collections (continued)

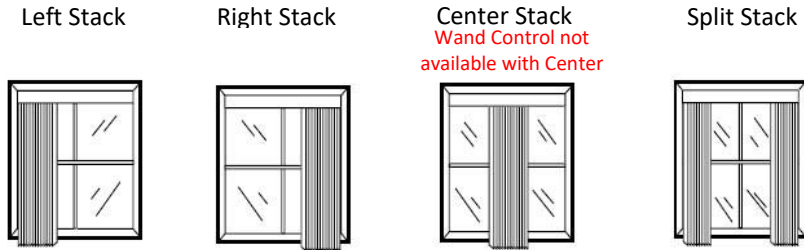
Collection	Color	Color Code	Material
Reg Curved	Grey	REGC 228	PVC
Reg Curved	Ivory	REGC 040	PVC
Reg Curved	Off White	REGC 134	PVC
Reg Curved	Snow White	REGC 100	PVC
Reg Curved	Tan	REGC 307	PVC
Reg Flat	White	P9036	PVC
Ribbing	Ivory	P9647	PVC
Ribbing	Storm Cloud	P9649	PVC
Ribbing	White	P9646	PVC
Rustic Weave	Riverbed	P0444	Fabric
Rustic Weave	Sawdust	P0443	Fabric
Rustic Weave	Twine	P0439	Fabric
Rylee	Black	P0093	Fabric
Rylee	Tan	P0073	Fabric
Savannah	Blue Haze	SVNAH 1009	PVC
Savannah	Hazelnut	SVNAH 1014	PVC
Savannah	Off White	SVNAH 1002	PVC
Savannah	Sandstone Beige	SVNAH 1001	PVC
Stanford	Blue Haze	STF 1006	PVC
Stanford	Brite White	STF 1000	PVC
Stanford	Gray	STF 1008	PVC
Timberwood	Ash	TMBW 1001	PVC
Timberwood	Buff	TMBW 1004	PVC
Timberwood	Chestnut	TMBW 1007	PVC
Timberwood	Pecan	TMBW 1005	PVC
Timberwood	Teak	TMBW 1006	PVC
Timberwood	Walnut	TMBW 1009	PVC
Timberwood	Whitewash	P1602	PVC
Toulon	Coffee	TOULON0923	Fabric
Toulon	Ivory	TOULON0922	Fabric
Toulon	Off White	TOULON0920	Fabric

Collection	Color	Color Code	Material
Turnberry	Washed Brown	P2515	PVC
Turnberry	Washed Grey	P2516	PVC
Turnberry	Washed White	P2517	PVC
Turnberry S Shape	Washed Brown	P1204	PVC S Shape
Turnberry S Shape	Washed Grey	P1205	PVC S Shape
Turnberry S Shape	Washed White	P1209	PVC S Shape
Vail	Beige	VAIL 630	PVC
Vail	Linen	VAIL 136	PVC
Vail	Oat	VAIL 533	PVC
Vail S	Beige	VAILS 630	PVC S Shape
Vail S	Linen	VAILS 136	PVC S Shape
Vail S	Oat	VAILS 533	PVC S Shape
Wanderlust	Desert Sand	P6493	PVC
Wanderlust	Gypsum	P6491	PVC
Wanderlust	Snowdrift	P6498	PVC
Wanderlust S Shape	Desert Sand	P6693	PVC S Shape
Wanderlust S Shape	Gypsum	P6691	PVC S Shape
Wanderlust S Shape	Snowdrift	P6698	PVC S Shape
Whistler	Navajo	WHS 6300	PVC
Whistler	Pewter	WHS 5940	PVC
Whistler	Thunder	WHS 6600	PVC
Woodbridge	Beige	WDB 1003	PVC
Woodbridge	Brite White	WDB 1001	PVC
Woodbridge	Buckskin	WDB 1005	PVC
Woodbridge	Soft Grey	P1507	PVC

Blindsexpress Brand Vertical Blinds

Product Specifications

- **Louwer Stacking Options:**



- **Size Specifications:**

Minimum Width: 5" **exact**

Maximum Width: 192" **exact**

Minimum Height: 8 ½"

Maximum Height: 144"

- **Bracket Options:**

Inside mount standard bracket – Ceiling Clamp

Outside mount standard bracket – 2 5/8" L-Bracket

- 4" L-Bracket optional

Extension bracket (4 ½") optional

- **Mounting Depth Requirements:**

Minimum Inside Mount Depth Required: 1 3/8"

Flush Mount without Valance Depth Required: 2 ¼"

Flush Mount with Valance Depth Required: 3 ½"

- **Headrail Color:**

White

- **Control Options:**

Wand Control – standard

Cord and Chain –optional

- **Deductions:**

Inside Mount:

3/8" Deduction on Inside Mount Headrail

¼" Deduction on Total Height

1 3/4" Vane Deduction without Valance

1 5/8" Vane Deduction with Valance

Outside Mount:

1 ½" Vane Deduction

- **Fabric Hems:** All fabric hems are custom sewn.

- **Fabric Channel Panel:** Fabric material inserted into an extruded channel panel to improve privacy, create room darkening and provide a neutral color to the street.

Product Specifications

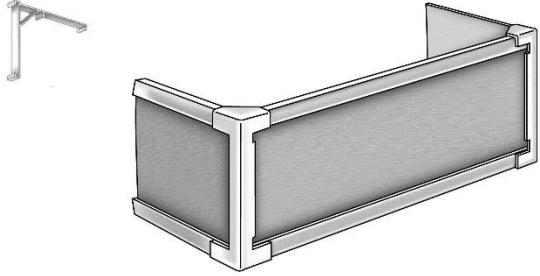
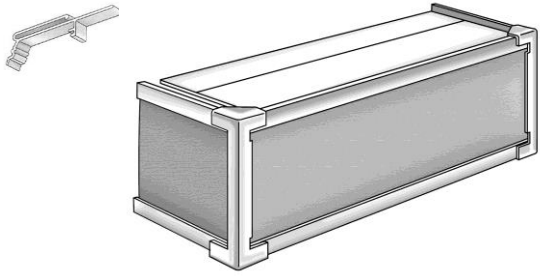
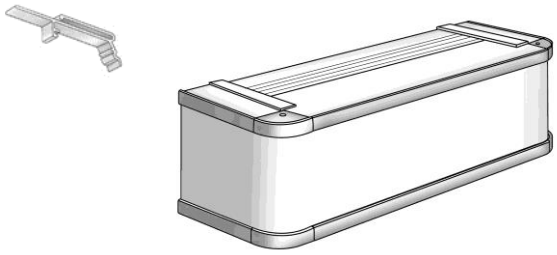
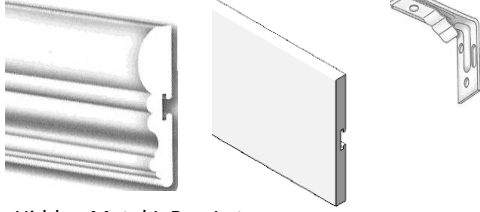
- **Corner Blinds:** When ordering corner blinds, dealer must make all deductions. Factory will not be responsible for such deductions.
- **Wand Length:**
 - Standard 36"
 - 48", 60", 72" Optional, must be requested at time of order
- **Vane Replacements:**

Vane replacements are available, see appropriate price table for details. Always measure the length of the vertical and request **VANES ONLY** and indicated **EXACT SIZE** if no deduction is to be taken.

Minimum Width: 5" exact	Minimum Height: 8.5"
Maximum Width: 192" exact	Maximum Height: 144"

Vertical Blind Valance Options

See Price Grids for Valance Option Details

Economy Channel Panel Valance	Square Corner Dust Cover Valance
 <ul style="list-style-type: none"> • 3 ½" High • Single Piece Square Corner • Visible Valance Clip • Inside Mount Returns 1 ½" Long • Outside Mount Returns 3 ½" Long • Not available Faux wood Verticals • Minimum Width 5" • Maximum Width Single Piece Valance 16' 	 <ul style="list-style-type: none"> • 3 ½" High • Single Piece Square Corner • Hidden Valance Clip • Inside Mount Returns 1 ½" Long • Outside Mount Returns 3 ½" Long • Minimum Width 5" • Maximum Width Single Piece Valance 16'
Round Corner Valance	3 ¼" Royal or Urban Valance
 <ul style="list-style-type: none"> • 3 ½" High • 3-Piece Round Corner • Hidden Valance Clip • Inside Mount Returns 1 ½" Long • Outside Mount Returns 3 ½" Long • Not available with Faux wood Verticals • Minimum Width 5" • Maximum Width Single Piece Valance 16' 	<p style="text-align: center;">Valance Matches the Horizontal Blind Valances (Outside Mount Only on Verticals)</p>  <ul style="list-style-type: none"> • Hidden Metal L-Bracket • Outside Mount Returns 3 ½" Long • Recommended for 3 ½" Faux wood Verticals (surcharge applies) • Not available for Fabric Verticals • Minimum Width 8" • Maximum Width Single Piece Valance 9'

3 ½" One Way Draw Stacking Chart

# of Vanes	Blind Width	Total Stacking Space	# of Vanes	Blind Width	Total Stacking Space
5	16 1/4"	4 1/8"	34	106 7/8"	16 9/16"
6	19 3/8"	4 9/16"	35	110"	17"
7	22 1/2"	5"	36	113 1/8"	17 7/16"
8	25 5/8"	5 7/16"	37	116 1/4"	17 7/8"
9	28 3/4"	5 7/8"	38	119 3/8"	18 5/16"
10	31 7/8"	6 5/16"	39	122 1/2"	18 3/4"
11	35"	6 3/4"	40	125 5/8"	19 3/16"
12	38 1/8"	7 3/16"	41	128 3/4"	19 5/8"
13	41 1/4"	7 5/8"	42	131 7/8"	20 1/16"
14	44 3/8"	8 1/16"	43	135"	20 1/2"
15	47 1/2"	8 1/2"	44	138 1/8"	20 15/16"
16	50 5/8"	8 15/16"	45	141 1/4"	21 1/4"
17	53 3/4"	9 1/4"	46	144 3/8"	21 11/16"
18	56 7/8"	9 11/16"	47	147 1/2"	22 1/8"
19	60"	10 1/8"	48	150 5/8"	22 9/16"
20	63 1/8"	10 9/16"	49	153 3/4"	23"
21	66 1/4"	11"	50	156 7/8"	23 7/16"
22	69 3/8"	11 7/16"	51	160"	23 7/8"
23	72 1/2"	11 7/8"	52	163 1/8"	24 5/16"
24	75 5/8"	12 5/16"	53	166 1/4"	24 3/4"
25	78 3/4"	12 3/4"	54	169 3/8"	25 3/16"
26	81 7/8"	13 3/16"	55	172 1/2"	25 5/8"
27	85"	13 5/8"	56	175 5/8"	26 1/16"
28	88 1/8"	14 1/16"	57	178 3/4"	26 1/2"
29	91 1/4"	14 1/2"	58	181 7/8"	26 15/16"
30	94 3/8"	14 15/16"	59	185"	27 1/4"
31	97 1/2"	15 1/4"	60	188 1/8"	27 11/16"
32	100 5/8"	15 11/16"	61	191 1/4"	28 1/8"
33	103 3/4"	16 1/8"			

Please Note: This chart is intended for reference purposes only and is estimated by taking the Vertical Width divided by 3.125 and rounding up to the next vane.