



# natural shades



## PRICE LIST AND PRODUCT INFORMATION GUIDE FOR **NATURAL** SHADES

April 2010

## Characteristics of Natural Shade Materials

### Nature's Beauty

There simply is no substitute for the beauty of the materials used in Natural Shades. The colors and textures of bamboo, reeds, grass, jute and rattan have a distinct character and one-of-a-kind look that synthetic materials can't match.

However, with character come inherent natural properties that may influence the appearance of the finished shade. Recognizing and understanding the characteristic traits of natural materials will provide more satisfaction and enjoyment by knowing why each shade is truly unique!

### Characteristics

#### Asymmetry

Materials used in Natural Shades are grown and harvested naturally. Variations in shape, thickness, texture and graining are to be expected from Mother Nature. While providing personality to each shade, these variations create asymmetry in the weave that may alter the appearance of the finished shade. Specifically, you may notice:

- **Uneven spacing or gaps** – differences in bamboo or reed shapes and thicknesses can create uneven spacing or gaps in the weave
- **Pattern changes or gaps** – different thicknesses of grassy materials, tied knots and splices can create visual disruptions in the weave pattern or gaps in the weave
- **Length differences** – variations in bamboo thicknesses, bamboo joints or reed sizes can create length differences from one side of the shade to the other
- **Bowing or arching** – different drying rates of bamboo fibers on one side and skin on the other side of the bamboo slat can create a bowing or arching effect in the finished shade.

All materials used are hand-selected to strict specifications to minimize variations. These variations are not considered flaws, but rather are normal characteristics to be expected from natural-grown materials.

#### Color

Mellowing with age, bamboo, reeds, jute, grasses and other natural materials will change slightly in color over time. Depending on material composition, they may lighten or darken due to direct sunlight or other climatic conditions. Uncolored bamboo will experience the most color shift, changing from a green color at harvest to a yellow-brown color over three to six months. Color matches from shade to shade cannot be guaranteed as these are natural reactions to aging.

#### Stretching

The natural elasticity of yarns combined with the weight of the woven material may cause shades to stretch upwards of 1" to 1½" after installation. This is particularly noticeable on inside mount shades or shades that extend from ceiling to floor. Ordering the shade shorter than needed will help compensate for stretching over time. Note that the addition of edge banding will not only add a truly personal and decorative touch, but will also help to control the stretching.

Every material used in Natural Shades comes with its own one-of-a-kind personality. By understanding these inherent traits of natural material, we hope that you will appreciate each unique characteristic and will enjoy your shades for many years to come!

## How to Place an Order: Natural Drapes

### How to Place an Order

The following must be specified to place your order:

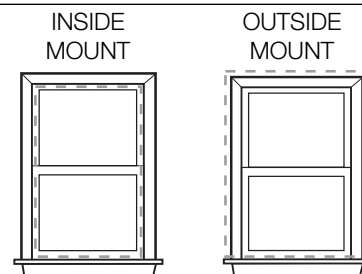
#### 1. Quantity of Blinds

#### 2. Size of Blinds: WIDTH first, then HEIGHT.

See page 7 for "How to Measure" instructions


#### 3. Inside or Outside Mount

For inside window frame installation, mark order "Inside Mount". For outside window frame installation, mark order "Outside Mount".



#### 4. Stack

Indicate whether the shade should stack left or right, or split stack.



Stack right



Stack left



Split Stack

#### 5a. Control Options: Standard Cord Control or optional Wand Control

#### 5b. Control Locations:

For cord control only, indicate whether cord should be located on the left or right side of the shade (right is standard).

**NOTE:** When the cord location is opposite of the stack location, the cord control will be exposed. The lead side of the Natural Drape will be 3" short of the end of the headrail, which exposes the cord. If cord and stack are on the same side, cord will not be exposed.

Wand control has wand on lead edge of drape(s).

#### 6. Shade Style: When placing your order, specify:

- Fabric Name (style, color and color number)
- Drape Edge Banding (color name and number)

#### 7. Fullness:

- Standard fullness or 60% fullness (see page 30 for illustrations)

#### 8. Valance:

- Self valance with vertical material orientation is standard (all valances have 1" edge banding).
- No valance is optional

#### 9. Delivery: Indicate "sold to" and "ship to" address(es).

#### TO PRICE YOUR ORDER:

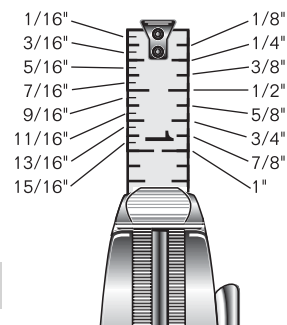
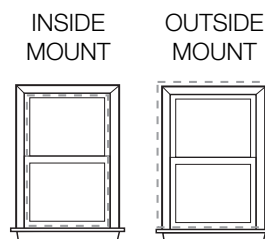
1. Select shade type, size, color and options.
2. Add together the base price for the shade and options to determine total price of the shade.

## Measuring Information

### Measuring for Windows to Determine Inside or Outside Mount

Measure each window individually. Record width first, then height to the nearest 1/16". Use a steel tape measure.

**Do not use a cloth tape.**

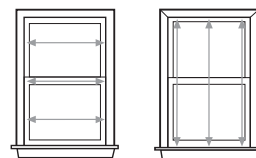


### Inside Mount for Natural Shades

Inside-mount shades are installed inside the window casing. The window casing must be at least 3/4" deep.

1. Measure inside width of window casing from one inside edge to the other in three places. Record narrowest measurement.
2. Measure height in three places from top edge of opening to top of sill. Record longest measurement.

INSIDE MOUNT

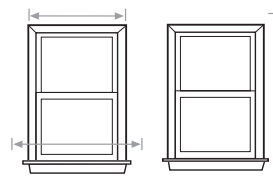


### Outside Mount for Natural Shades

Outside-mount shades are installed outside the window casing, covering an area larger than the window itself.

1. Measure width to be covered, including desired overlap for light control and privacy. (Add 1½" to each side for overlap.)
2. Measure height to be covered, including desired overlap for light control and privacy.

OUTSIDE MOUNT



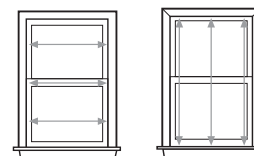
### Inside Mount for Natural Drape

Inside-mount shades are installed inside the window casing.

The window casing must be at least 3" deep for cord control Natural Drape, 4½" deep for wand control Natural Drape.

1. Measure inside width of window casing from one inside edge to the other at the top of the window.
2. Measure height in three places from top edge of opening to top of sill. Record shortest measurement.
3. Measure the window from corner to corner. If diagonal dimensions are not equal, we recommend outside mount.

INSIDE MOUNT

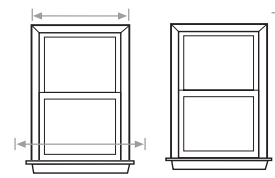


### Outside Mount for Natural Drape

Outside-mount shades are installed outside the window casing, covering an area larger than the window itself.

1. Measure the width of window, including frame if there is one. Add desired overlap for light control and privacy.
2. Measure height from top of molding to bottom, or to top of sill if there is one. Add 3" for mounting space.
3. If shade extends to floor (e.g. to cover patio door), measure height in three places, take smallest measurement and deduct at least 1/2" so fabric doesn't touch the floor.
4. If you want entire window uncovered please see sales associate or price list for details.
5. For maximum privacy: For cord or split stack wand control, add 3" to each side of shade. For stack right or left wand control add 3" to stack side and 9" to other side.

OUTSIDE MOUNT



## Shade Features and Options Chart

STYLE	Privacy and Light Control without liner*	Max Fabric width	Edge-Banding	Natural Drape with Self Valance	Sliding Panels see Separate Price List	Deco Trim Valance or Hem with or without Deco Rod	Standard or Looped Roman or Motorized Standard Shades	Bottom Up/Top Down	Continuous-loop Lift	Privacy or Room-darkening (near Blackout) Liners	Wood Hem Bar	Multiple shades on one headrail	Angle top	Cut outs, not with deco options	Traditional Wood Valance	Cornices (see wood selector)
Arima	Light Filtering	96"	NA	NA	NA	x	ALL OPTIONS AVAILABLE									
Cabo	Sheer to Light Filtering	96"	x	x	x	x										
Caracas	Sheer to Light Filtering	96"	x	x	x	x										
Cordoba	Sheer	96"	x	x	x	x										
Curacao	Sheer	96"	x	x	x	x										
Fernando	Sheer to Light Filtering	96"	x	x	x	x										
Grasses	Light Filtering	96"	NA	NA	NA	x										
Haven	Light Filtering	96"	x	x	x	x										
Jamaica	Light Filtering	96"	x	x	x	x										
Legends	Sheer to Light Filtering	96"	x	NA	x	x										
Maracaibo	Light Filtering	96"	x	NA	x	x										
Margarita	Sheer	96"	NA	NA	NA	NA										
Montego	Sheer	96"	x	x	x	x										
Nassau	Sheer to Light Filtering	96"	NA	NA	NA	x										
Nicaragua	Light Filtering	96"	x	x	x	x										
Resonance	Light Filtering	96"	x	x	x	x										
Retreat	Light Filtering	96"	x	NA	x	x										
San Pedro	Sheer to Light Filtering	96"	x	x	x	x										
Tobago	Light Filtering	96"	x	x	x	x										
Trinidad	Sheer to Light Filtering	96"	x	x	x	x										
Valera	Light Filtering	96"	x	NA	x	x										

\*Privacy and light control change with addition of privacy or room-darkening liners.

### Tips

During the shipping process, the natural material may have shifted slightly due to its woven construction, causing slight shortening of the shade's length or uneven edges.

**HEIGHT** – If after installation, shade is slightly shorter than ordered, grasp the bottom of the shade and gently pull to stretch the shade to preferred height. Some materials will also stretch by themselves over time.

**UNEVEN EDGES** – Lightly tap the shade's edge with a flat edge (ex. ruler) until even.

### Care and Cleaning

Occasional light vacuuming with a brush attachment should keep shades clean.

DO NOT use water or liquid cleaners.



## Stack Charts

### Stack Charts

CONTROL TYPE	APPROX STACK
SHADES	
Standard Control	8¾" – 9¾"
Continuous-loop Lift Control	10" – 11"
Motorized Lift	8¾" – 9¾"

**NOTE:** For shades, stack height is measured from the top of the headrail to the lowest point of the shade when the shade is completely raised. Stack heights are approximate and will vary by material.

For drapes, stack width is measured from the outside of the drape to the inside of the drape. Stack widths are approximate and will vary by material.

Natural Drape Standard Fullness Stack Chart								
Cord Control					Wand Control			
Width of Shade Up to	Single Stack		Split Stack, Each Side		Single Stack		Split Stack, Each Side	
	Minimum Range Thinner Fabrics	Maximum Range Thicker Fabrics	Minimum Range Thinner Fabrics	Maximum Range Thicker Fabrics	Minimum Range Thinner Fabrics	Maximum Range Thicker Fabrics	Minimum Range Thinner Fabrics	Maximum Range Thicker Fabrics
27"	3 - 5"	5 - 7"	2 - 3"	3 - 4"	6½ - 8"	8 - 10"	5½ - 6"	6 - 7"
40"	5 - 7"	7 - 10"	3 - 4"	4 - 5"	8 - 10"	10 - 13"	6 - 7"	7 - 8"
51"	7 - 9"	10 - 13"	4 - 4½"	5 - 7"	10 - 12"	13 - 16"	7 - 8"	8 - 10"
63"	9 - 11"	13 - 16"	4½ - 5½"	7 - 8"	12 - 14"	16 - 19"	8 - 9"	10 - 11"
75"	11 - 12"	16 - 18"	5 - 6½"	8 - 9"	14 - 15"	19 - 21"	9 - 9½"	11 - 12"
88"	12 - 14"	18 - 21"	6½ - 7½"	9 - 11"	15 - 17"	21 - 24"	9½ - 10½"	12 - 14"
102"	14 - 17"	21 - 25"	7½ - 8½"	11 - 13"	17 - 20"	24 - 28"	10½ - 12"	14 - 16"
115"	17 - 19"	25 - 28"	8½ - 9½"	13 - 14"	20 - 22"	28 - 31"	12 - 12½"	16 - 17"
128"	19 - 21"	28 - 31"	9½ - 10½"	14 - 16"	22 - 24"	31 - 34"	12½ - 14"	17 - 19"
141"	21 - 23"	31 - 34"	10½ - 11½"	16 - 17"	24 - 26"	34 - 37"	14 - 14½"	19 - 20"
157"	23 - 25"	34 - 38"	11½ - 12½"	17 - 19"	26 - 28½"	37 - 41"	14½ - 16"	20 - 22"
170"	25 - 27"	38 - 41"	12½ - 13½"	19 - 21"	28½ - 30½"	41 - 44"	16 - 17½"	22 - 24"
183"	27 - 29"	41 - 44"	13½ - 14½"	21 - 22"	30½ - 32½"	44 - 47"	17½ - 18"	24 - 25"
192"	29 - 31"	44 - 46"	14½ - 15½"	22 - 23"	32½ - 34"	47 - 49½"	18 - 19"	25 - 26½"

Natural Drape 60% Fullness Stack Chart								
Cord Control					Wand Control			
Width of Shade Up to	Single Stack		Split Stack, Each Side		Single Stack		Split Stack, Each Side	
	Minimum Range Thinner Fabrics	Maximum Range Thicker Fabrics	Minimum Range Thinner Fabrics	Maximum Range Thicker Fabrics	Minimum Range Thinner Fabrics	Maximum Range Thicker Fabrics	Minimum Range Thinner Fabrics	Maximum Range Thicker Fabrics
27"	4½ - 7"	7 - 12"	2 1/2 - 4"	4 - 6"	8 - 11"	10 - 14"	6 - 7"	7 - 9"
40"	7 - 11"	12 - 16"	4 - 5"	6 - 8"	11 - 14"	14 - 19"	7 - 9"	9 - 11"
51"	11 - 14"	16 - 20"	5 - 7"	8 - 10"	14 - 17"	19 - 23"	9 - 10"	11 - 13"
63"	14 - 16"	20 - 25"	7 - 9"	10 - 13"	17 - 20"	23 - 28"	10 - 12"	13 - 16"
75"	16 - 20"	25 - 29"	9 - 10"	13 - 15"	20 - 23"	28 - 32"	12 - 13"	16 - 18"
88"	20 - 23"	29 - 35"	10 - 12"	15 - 17"	23 - 26"	32 - 37"	13 - 15"	18 - 20"
102"	23 - 27"	35 - 39"	12 - 13"	17 - 20"	26 - 29"	37 - 42"	15 - 17"	20 - 23"
115"	27 - 30"	39 - 44"	13 - 15"	20 - 22"	29 - 33"	42 - 47"	17 - 18"	23 - 26"
128"	30 - 33"	44 - 49"	15 - 17"	22 - 25"	33 - 36"	47 - 52"	18 - 20"	26 - 28"
141"	33 - 36"	49 - 54"	17 - 18"	25 - 27"	36 - 40"	52 - 58"	20 - 22"	28 - 30"
157"	36 - 40"	54 - 60"	18 - 21"	27 - 30"	40 - 44"	58 - 64"	22 - 23"	30 - 34"
170"	40 - 44"	60 - 65"	21 - 22"	30 - 33"	44 - 47"	64 - 69"	23 - 25"	34 - 36"
183"	44 - 47"	65 - 70"	22 - 24"	33 - 35"	47 - 50"	69 - 73"	25 - 27"	36 - 38"
192"	47 - 49"	70 - 74"	24 - 25"	35 - 37"	50 - 53"	73 - 77½"	27 - 28"	38 - 40½"



## Shade and Drape Liners and Edge Banding Options and Natural Drape Information

### Shade and Drape Liners

- Liners are an 80/20 poly/cotton blend, and are available up to 96" wide on shades; available up to 192" on drapes.

#### Privacy Liner colors available (same color front and back):

Buff ..... 0093  
Chestnut ..... 0297  
Espresso ..... 0632  
Soft White ..... 0417

#### Room-darkening Liner colors available (neutral to street, color to material side)\*:


Buff ..... 5093  
Chestnut ..... 5297  
Espresso ..... 5632

\* Liner reversal available.

See page 44 for suggested liner color coordination.

### Shade Fabric Edge Banding

- 1" and 2" fabric banding frames the shade
- Fabric Edge Banding is not available on Arima, Grasses, Margarita or Nassau styles
- Fabric Edge Banding not available on Deco-Trim or Deco-Pocket hems, Angle Top Shades, Cut-Outs, or with hold-down brackets
- Deco-Trim valance may be ordered with Fabric Edge Banded shade, but this valance will not have Fabric Edge Banding on the outside edges
- Surcharge: Standard Roman – \$58  
Looped Roman – \$71**




### Natural Drape


- Natural Drape features the soft rolling qualities of drapery in vertically oriented Natural Shade material
- Features corded control in single or split stack. Optional wand control available at no charge.
- Choose from standard fullness (1%), when closed, waves slightly or a 60% fullness, when closed, features drapery-like appearance.
- Valance with vertically oriented material and a liner is included at no charge, or order shade without valance (not recommended) optional at no charge
- Valance and returns will extend 1/2" further than drape width.
- Edge Banding is required on the drape and valance. Select from 1" or 2" Edge Banding for the drape. Valance uses matching 1" Edge Banding.
- See price pages for more product detail.

### Natural Drape Edge Banding

- Select 1" and 2" colors available on top and bottom of drape: **No charge**
- Optional 1" and 2" colors available on drape sides: **No charge**
- 1" Edge banding of same color will be on top and bottom edge of valance



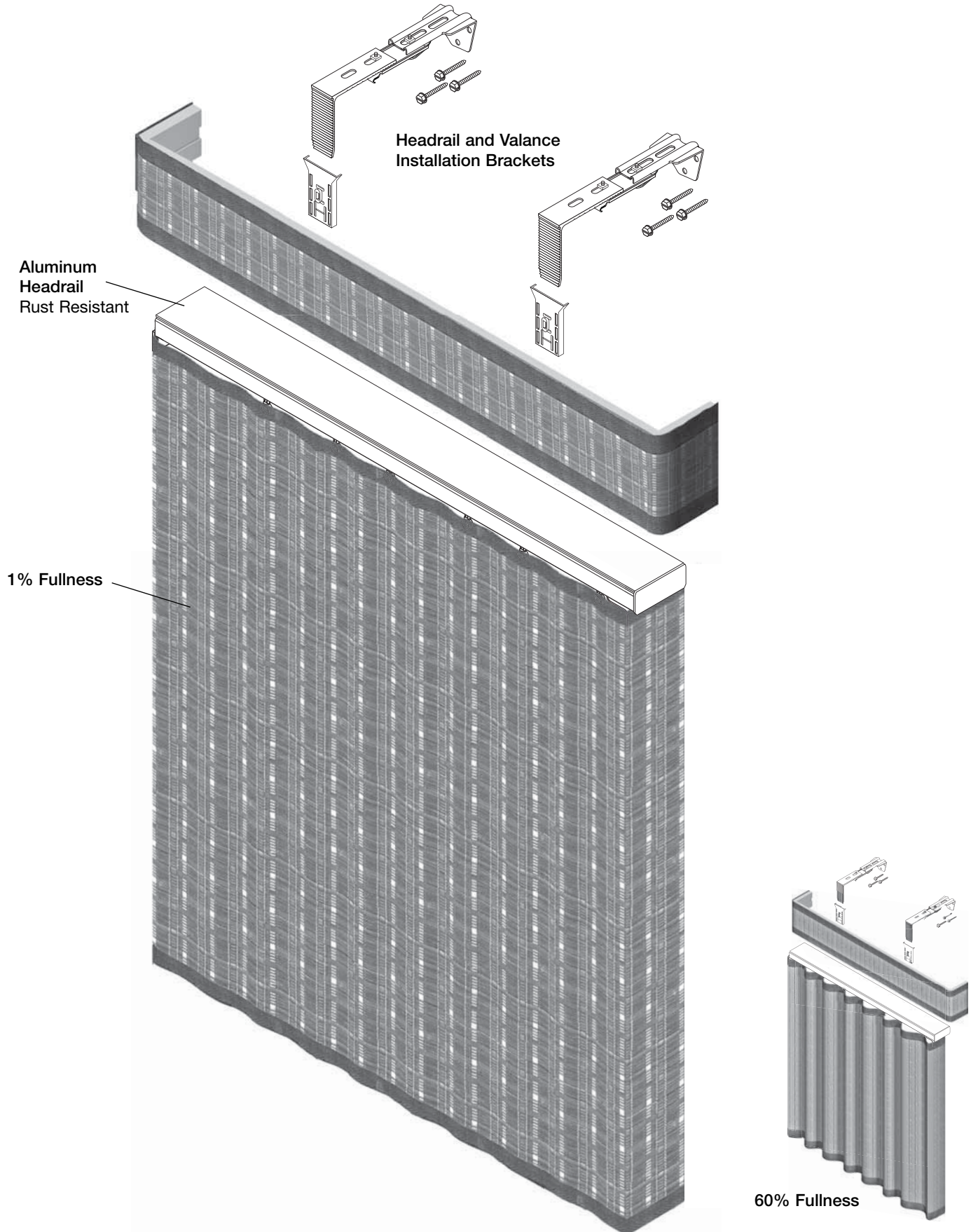
Standard fullness



60% fullness

**NOTE:** Not available with Arima, Grasses, Legends, Maracaibo, Margarita, Nassau, Retreat or Valera.

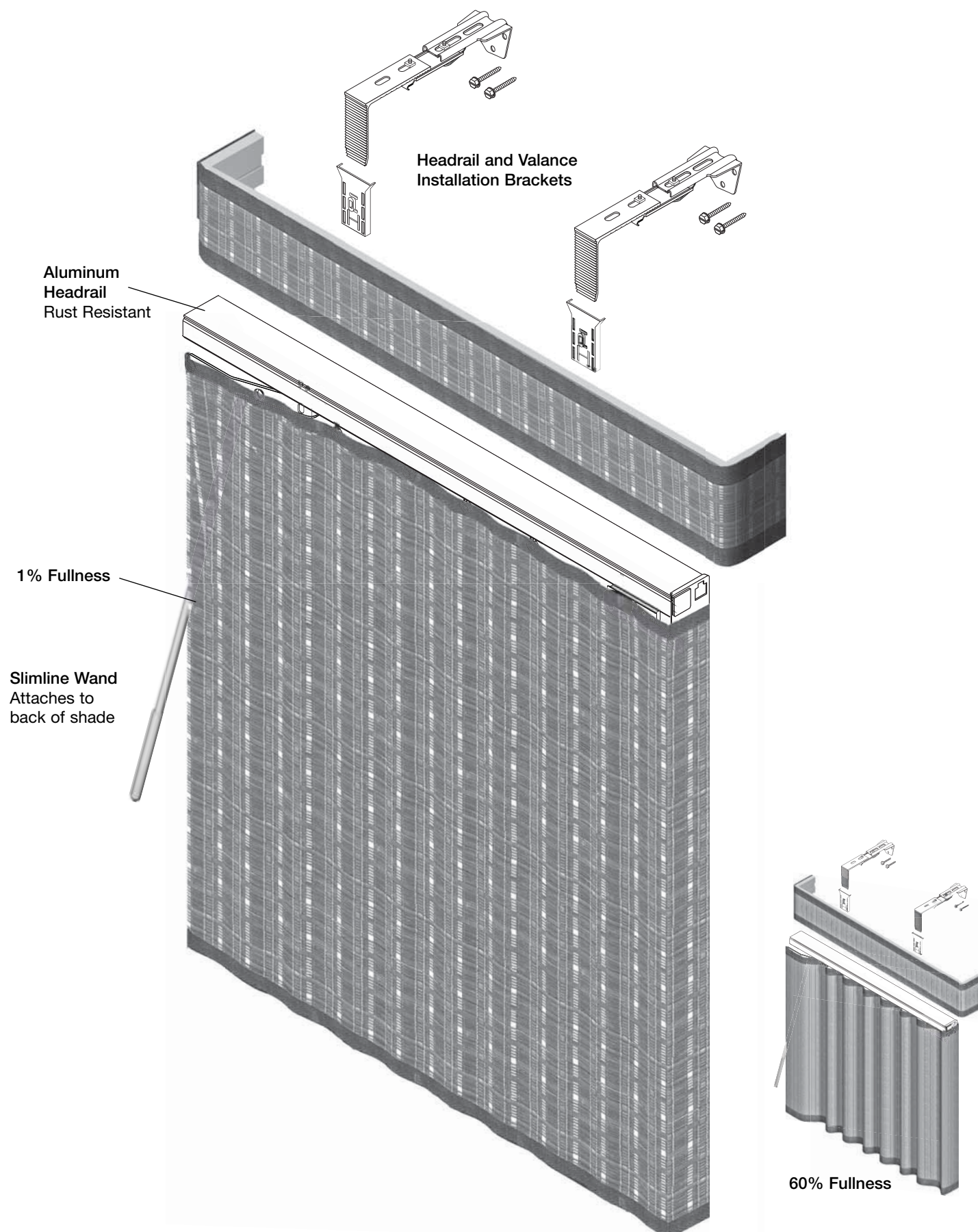
## Natural Drape: Standard Cord Control



**NOTE:** Natural materials are vertically oriented on the Natural Drape and Valance.



## Natural Drape: Standard Wand Control



## General Information

### Privacy & Room-darkening Liner Color Coordination

Style Name	Color Name	Color Number	Suggested Privacy Liner **	Suggested Room-darkening Liner **
Arima	Ebony	51227	Espresso 0632	Espresso 5632
	Tapestry	51201	Espresso 0632	Espresso 5632
Cabo	Chestnut	06703	Espresso 0632	Espresso 5632
	Chocolate	06793	Chestnut 0297	Chestnut 5297
	Honey Nut	06702	Buff 0093	Buff 5093
	Linden	06701	Espresso 0632	Espresso 5632
	Tortoise	09859	Buff 0093	Buff 5093
Caracas	Abyss	32401	Espresso 0632	Espresso 5632
	Ash	32445	Buff 0093	Buff 5093
	Hazel	32402	Espresso 0632	Espresso 5632
	Honey	32296	Buff 0093	Buff 5093
	Natural	32864	Buff 0093	Buff 5093
Cordoba	Golden	41710	Buff 0093	Buff 5093
Curacao	Beige	21011	Buff 0093	Buff 5093
	Caramelized	21003	Buff 0093	Buff 5093
	Cocoa	21001	Chestnut 0297	Chestnut 5297
	Loden	21002	Buff 0093	Buff 5093
	Whitewash	21298	Soft White 0417	Buff 5093
Fernando	Black Coffee	35716	Espresso 0632	Espresso 5632
	Raisin	35714	Chestnut 0297	Chestnut 5297
Grasses	Beach	28002	Soft White 0417	Buff 5093
	Harvest	28003	Buff 0093	Buff 5093
	Summer	28001	Buff 0093	Buff 5093
Haven	Cabana	25602	Buff 0093	Buff 5093
	Cottage	25601	Chestnut 0297	Chestnut 5297
Jamaica	Black	17156	Buff 0093	Buff 5093
Legends	Aussie	29001	Buff 0093	Buff 5093
	Tuscany	29002	Chestnut 0297	Chestnut 5297
Maracaibo	Nutshell	27402	Espresso 0632	Espresso 5632
	Spice	27685	Chestnut 0297	Chestnut 5297
Margarita	Umber	40263	Buff 0093	Buff 5093
Montego	Cherry	61655	Buff 0093	Buff 5093
Nassau	Cedar	53086	Buff 0093	Buff 5093
	Clay	53083	Chestnut 0297	Chestnut 5297
	Nutshell	53084	Chestnut 0297	Chestnut 5297
Nicaragua	Chocolate	63759	Chestnut 0297	Chestnut 5297
	Umber	63659	Buff 0093	Buff 5093
Resonance	Mahogany	00003	Chestnut 0297	Chestnut 5297
	Tiger	00001	Chestnut 0297	Chestnut 5297
Retreat	Gold	11501	Buff 0093	Buff 5093
	Ivory	11503	Soft White 0417	Buff 5093
	White	11502	Soft White 0417	Buff 5093
San Pedro	Umber	24864	Buff 0093	Buff 5093
Tobago	Tranquil	26877	Buff 0093	Buff 5093
Trinidad	Deep Cherry	60845	Chestnut 0297	Chestnut 5297
	Whitewash	60417	Soft White 0417	Buff 5093
Valera	Cordovan	34587	Buff 0093	Buff 5093

**\*\*NOTE:** The Privacy Liner is colored front and back. Please order Soft White if a neutral color is needed facing the street.  
All colors of the Room-darkening Liner are white facing the street.

## Fabric Content

---

Arima	Bamboo Reed, Grasses, Jute Braid	Sheer to Light Filtering	Same front and back
Cabo	Slit Bamboo, Bamboo Reed	Sheer to Light Filtering	Same front and back
Caracas	Bamboo Reed	Sheer to Light Filtering	Same front and back
Cordoba	Slit Bamboo, Bamboo Reed, Jute Rope	Sheer	Same front and back
Curacao	Bamboo Reed	Sheer	Same front and back
Fernando	Slit Bamboo, Bamboo Reed, Jute Rope	Sheer to Light Filtering	Same front and back
Grasses	Grasses	Light Filtering	Same front and back
Haven	Bamboo Reed	Light Filtering	Same front and Back
Jamaica	Bamboo Slat, Bamboo Reed	Light Filtering	Same front and back
Legends	Bamboo Reed, Cellulose	Sheer to Light Filtering	Same front and back
Maracaibo	Bamboo Reed	Light Filtering	Same front and back
Margarita	Bamboo Reed, Hollow Bamboo, Jute Braid	Sheer to Light Filtering	Same front and back
Montego	Slit Bamboo, Bamboo Reed	Sheer	Same front and back
Nassau	Bamboo Reed, Grasses, Jute Rope	Sheer to Light Filtering	Same front and back
Nicaragua	Slit Bamboo, Bamboo Reed	Light Filtering	Same front and back
Resonance	Slit Bamboo, Bamboo Reed, Curly Jute	Light Filtering	Same front and back
Retreat	Bamboo Reed	Light Filtering	Same front and back
San Pedro	Slit Bamboo, Bamboo Reed, Grass Rope	Sheer to Light Filtering	Same front and back
Tobago	Bamboo Slat	Light Filtering	Same front and back
Trinidad	Bamboo Slat, Bamboo Reed	Sheer to Light Filtering	Same front and back
Valera	Slit Bamboo, Bamboo Reed, Grass Rope	Light Filtering	Same front and back

**NOTE:** Increase privacy with optional privacy or Room-darkening liner.

## Warranty

### Warranty Information

#### Type of Warranty

Limited Lifetime on

- Natural Shades, Roller Shades, Solar Shades, Roman Shades, Cellular Shades, Pleated Shades, Sliding Panels and painted or stained cornices (unfinished cornices are not warranted).

Three year on

- Standard Pleat products.

#### What is Covered

This product is warranted against original defects in materials or workmanship for as long as the original purchaser owns the product provided that:

1. the product was properly installed in a residential dwelling;
2. the product was made or assembled exclusively from Springs Window Fashions materials and components;
3. Springs Window Fashions recommendations were followed with regard to limitations and specifications.

#### Who is Covered

This warranty extends only to you as the original purchaser of the above stated product.

#### Obligations to the Consumer

The obligations of Springs Window Fashions are limited to the repair or replacement of parts or products found to be defective.

Springs Window Fashions is not responsible for shipping costs or labor costs, for measuring and taking the product down or for remeasuring or reinstalling the product.

If repairs are made under this warranty, the repairs will be made with like or similar parts.

#### Motorization

Components and accessories have a five-year limited warranty. Batteries not included.

#### What the Warranty Does Not Cover

This warranty does not cover conditions or damages caused by abuse, accidents, alterations, misuse or failure to follow instructions for measurement, installation, use, cleaning or maintenance. Normal wear and tear, including but not limited to the items or occurrences below, is not covered by the warranty.

- Unfinished cornices
- All fabrics can lose original intensity after long exposure to the sun
- When left for extended periods in direct sunlight, plastics tend to yellow or crack
- Some loss of color intensity or discoloration may occur in plastic materials or wood finishes when exposed to direct sunlight over long periods of time
- Colors may vary from lot to lot and may not exactly match samples of previous purchases
- All cords will eventually wear out

Springs Window Fashions considers these items or occurrences normal wear and tear and they are not covered by this warranty.

THIS WARRANTY IS EXCLUSIVE AND IN LIEU OF ALL OTHER WRITTEN OR ORAL WARRANTIES OR OBLIGATIONS AND LIABILITIES.

No person is authorized to extend or alter this warranty.

SPRINGS WINDOW FASHIONS SHALL HAVE NO LIABILITY WHATSOEVER FOR INCIDENTAL OR CONSEQUENTIAL DAMAGES.

Some states do not allow the exclusion or limitation of incidental or consequential damages, so this limitation or exclusion may not apply to you.

#### Service

Warranty claims must be accompanied by the original sales receipt as well as details regarding the nature of the problem, location of the product, etc. To obtain warranty service contact:

Customer Service Center  
Springs Window Fashions, LLC  
8467 Route 405 Highway South  
PO Box 500  
Montgomery, PA 17752-0500

You may also email [windowfashions@springswindowfashions.com](mailto>windowfashions@springswindowfashions.com) or call 1-800-221-6352.



For additional Bali products, go to [www.baliblinds.com](http://www.baliblinds.com)

BALI® is a brand of  
SPRINGS WINDOW FASHIONS  
the Best Experience Company 

